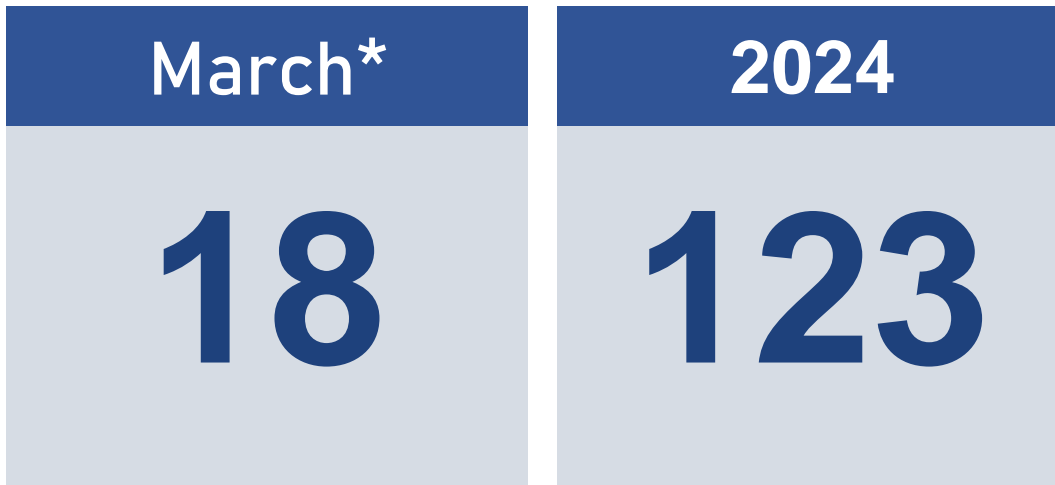


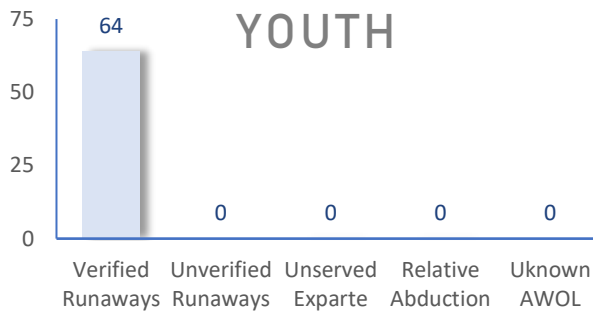
The following statistics show the status and demographics of absent Kansas foster youth and track DCF's successful recovery efforts.

RECOVERED YOUTH

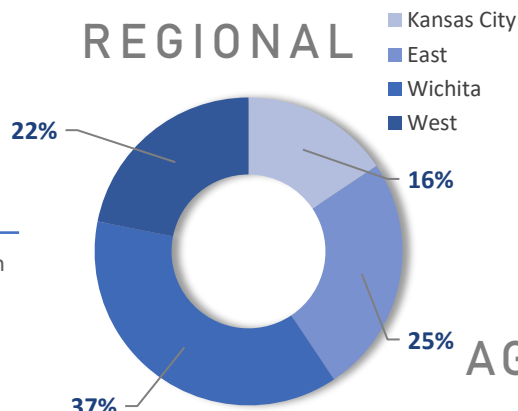


*A youth may be recovered more than once per month.

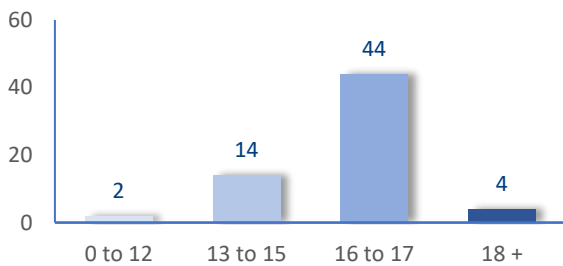
CURRENT AWOL YOUTH



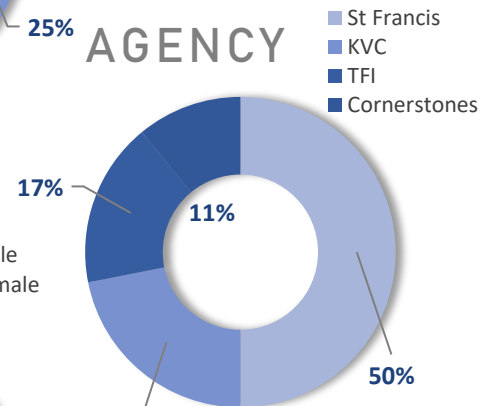
REGIONAL



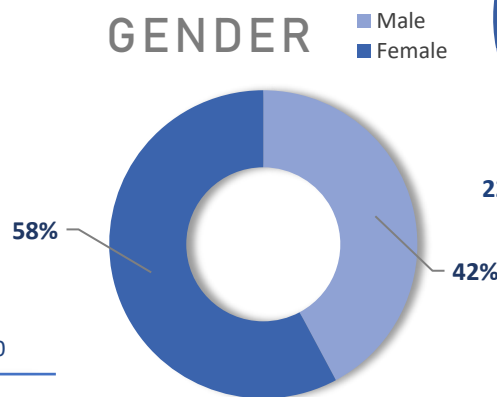
AGE



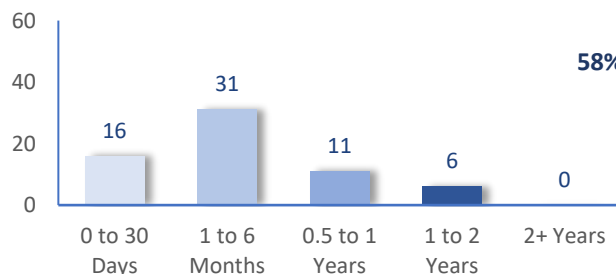
AGENCY



GENDER



TIME



DAILY AWOL YOUTH

2024

January		February		March		April	
DATE	# AWOL	DATE	# AWOL	DATE	# AWOL	DATE	# AWOL
2	79	1	72	1	70	2	
3	76	2	70	4	68	3	
4	78	5	67	5	68	4	
5	76	6	66	6	64	5	
8	79	7	65	7	64	8	
9	79	8	65	8	64	9	
10	73	9	66	11		10	
11	72	12	66	12		11	
12	69	13	66	13		12	
16	71	14	66	14		16	
17	73	15	63	15		17	
18	68	16	65	18		18	
19		19	63	19		19	
22		20	66	20		22	
23		21	64	21		23	
24		22	67	22		24	
25		23	66	26		25	
26		26	67	27		26	
29	70	27	70	28		29	
30	69	28	69	29		30	
31	71	29	72			31	



